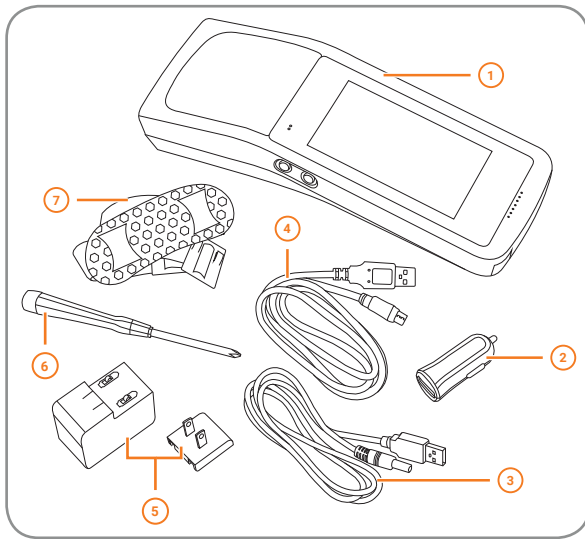


Welcome to IKE 4

The Evolution of Pole Measurements

Setup Guide

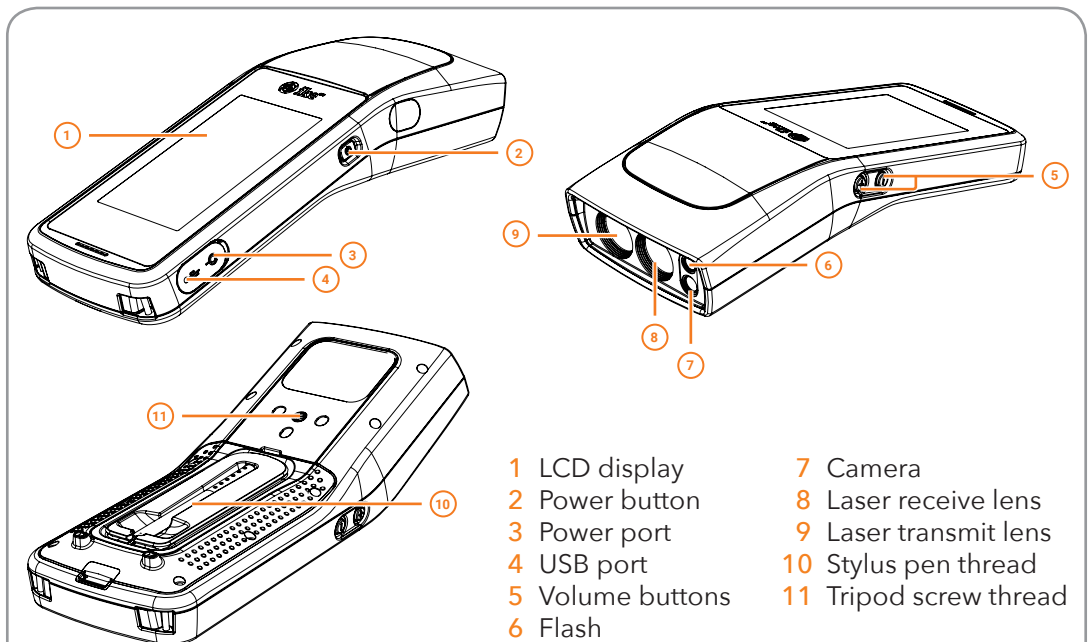
Learn more at www.ikegps.com



- 1 IKE device
- 2 USB car charger
- 3 Power cable
- 4 Micro USB cable
- 5 AC charger with plug adapter
- 6 Screwdriver
- 7 Shoulder strap for hard case
- 8 Hard case (not shown)

An SD card is not included.

IMPORTANT: The IKE 4 device is designed to be used with the IKE Tripod. It should not be used while being held by hand, or placed close to the user's body.



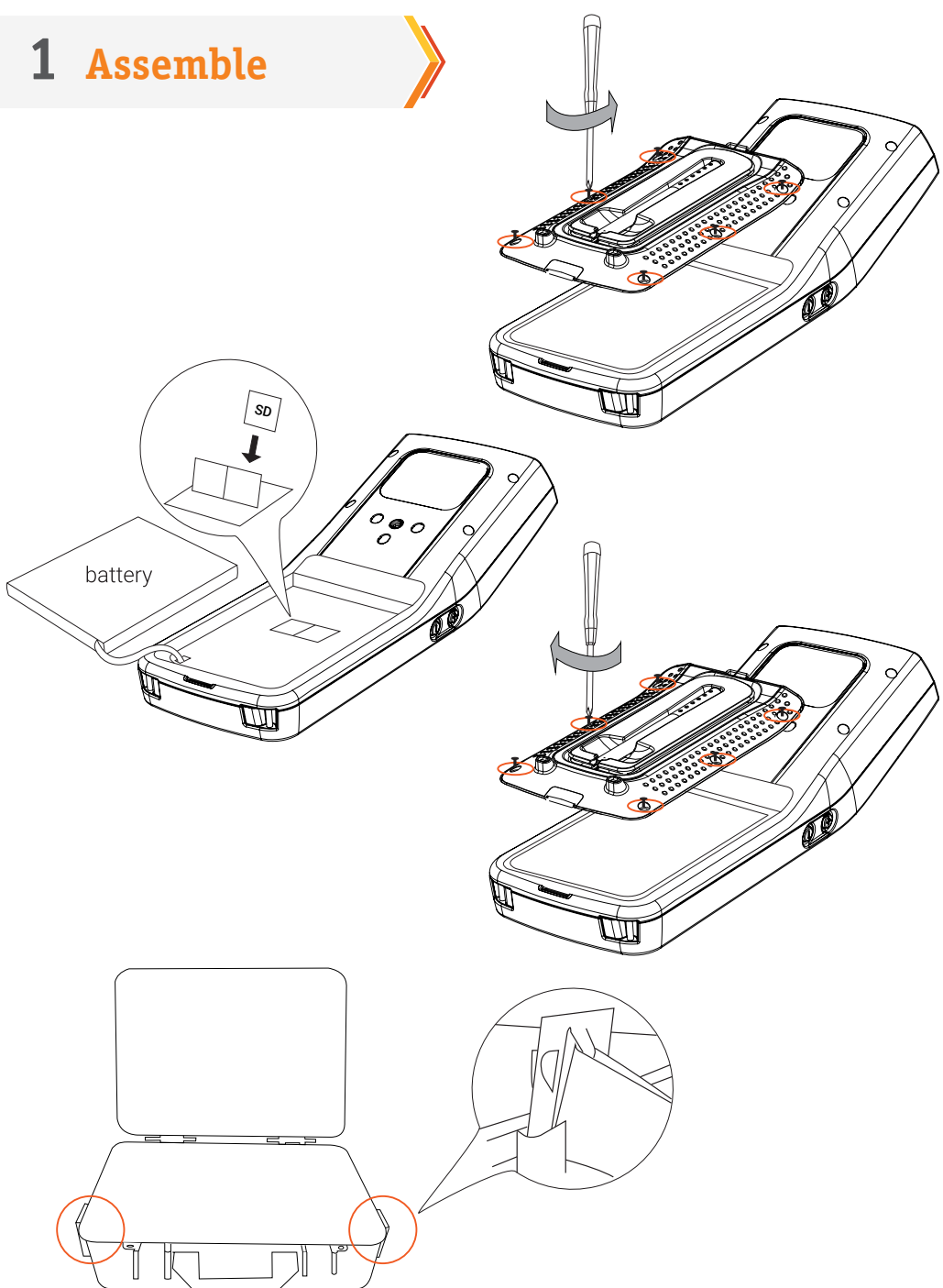
- 1 LCD display
- 2 Power button
- 3 Power port
- 4 USB port
- 5 Volume buttons
- 6 Flash
- 7 Camera
- 8 Laser receive lens
- 9 Laser transmit lens
- 10 Stylus pen thread
- 11 Tripod screw thread

WARNING This device contains an eye safe class 1M laser product. Invisible laser radiation is emitted from (and received into) the front apertures. Avoid staring into the laser beam. This product complies with IEC60825-1 Ed. 2.0 and 21CFR1040.10 except for deviations pursuant to Laser Notice No.50, dated July 26 2001.

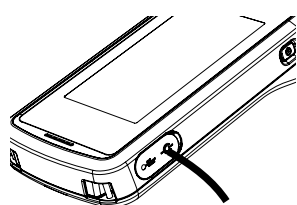
WARNING LASER RADIATION
DO NOT EXPOSE USERS OF TELESCOPIC OPTICS
CLASS 1M LASER PRODUCT

CAUTION Use of controls or adjustments, or performance of procedures other than those specified herein may result in hazardous radiation exposure.

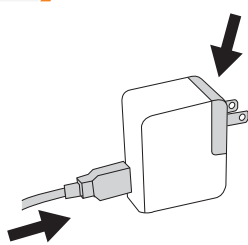
1 Assemble



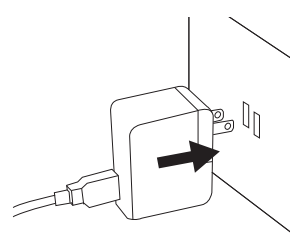
2 Charge



1 Connect the power cable to the power port on the device.

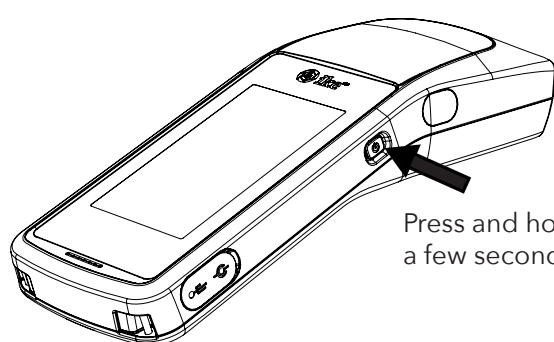


2 Attach the required plug adapter to the AC charger.
3 Connect the power cable to the AC charger.




4 Connect the AC charger to a power outlet. Charge for a minimum of four hours.

3 Power Up



Press and hold for a few seconds



Android, Google, Google Earth are trademarks of Google Inc.

4 Website

View detailed instructions on using IKE at:

www.ikesupport.ikegps.com

FCC Information

1520894-003
Model: IKE-IK04-L
This device complies with Part 15 of the FCC Rules.

Bluetooth Information

FCC ID: 2ACBG4000
IC ID: 11952A-4000

This device complies with part 15 of the FCC Rules. Operation is subject to the following two conditions:

- This device may not cause harmful interference.
- This device must accept any interference received, including interference that may cause undesired operation.

Warning: Changes of modification to this unit not expressly approved by party responsible for compliance could void the user's authority to operate the equipment. Note: This equipment has been tested and found to comply with the limits for a Class B digital device, pursuant to part 15 of the FCC Rules. These limits are designed to provide reasonable protection against harmful interference in a residential installation. This equipment generates, uses and can radiate radio frequency energy and, if not installed and used in accordance with the instructions, may cause harmful interference to radio communications. However, there is no guarantee that interference will not occur in a particular installation. If this equipment does cause harmful interference to radio or television reception, which can be determined by turning the equipment off and on, the user is encouraged to try to correct the interference by one or more of the following measures:

- Reorient or relocate the receiving antenna.
- Increase the separation between the equipment and receiver.
- Connect the equipment into an outlet on a circuit different from that to which the receiver is connected.
- Consult the dealer or an experienced radio/TV technician for help.

Industry Canada

This device complies with Industry Canada's licence-exempt RSSs. Operation is subject to the following two conditions:

- This device may not cause interference; and
- This device must accept any interference, including interference that may cause undesired operation of the device.

Le présent appareil est conforme aux CNR d'Industrie Canada applicables aux appareils radio exempts de licence. L'exploitation est autorisée aux deux conditions suivantes:

- l'appareil ne doit pas produire de brouillage;
- l'utilisateur de l'appareil doit accepter tout brouillage radioélectrique subi, même si le brouillage est susceptible d'en compromettre le fonctionnement.

This equipment complies with FCC/IC radiation exposure limits set forth for an uncontrolled environment and meets the FCC radio frequency (RF) Exposure Guidelines in Supplement C to OET65 and RSS-102 of the IC radio frequency (RF) Exposure rules. This equipment has very low levels of RF energy that are deemed to comply without testing of specific absorption ratio (SAR)

Class 1M Laser Product

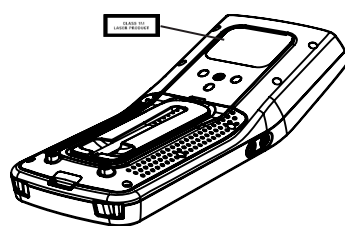

IEC60825-1:2014 (3rd Edition)

Caution: This instrument emits a non-visible laser beam. The laser beam emitted is Laser Class 1 per IEC 60825-1 and complies with 21 CFT 1040.10 and 1040.11 except for deviations pursuant to Laser Notice 50, date June 24, 2007

Caution: Hazardous Radiation. Use of controls or adjustments or performance of procedures other than those specified herein may result in hazardous radiation exposure.

Caution: while the laser tool is in operation, be careful not to expose your eyes to the emitting laser lens. Exposure to a laser beam for an extended time may be hazardous to your eyes.

Warning: the following label samples are placed on your laser tool to inform of the laser class for your convenience and safety. Please reference the Product Manual for the specifics on a particular product model.



ike^{GPS}

Get the measure of your world

www.ikegps.com